



platinum
STAIRLIFTS

CURVE

Custom Built Comfort



www.platinumstairlifts.com

CURVE

FEATURES

- Ultra thin, twin tube steel rail
- Quiet and smooth ride quality
- Ergonomically shaped joystick control
- Tight internal bend on a 200mm radius
- Fits tight to the staircase
- Revolutionary ERGO chair
- Digital diagnostic display in arm
- Remote controls
- Retractable reel seat belt
- Suitable for users up to 120kg (19st)

OPTIONS

- Powered swivel and footrest options
- Lever linked footplate option
- Foot cover option
- RF remote control
- Bariatric option available up to 160kg (25st)
- ERGO Space seat for narrow staircases, saves 60mm with a standard ERGO seat pad or 85mm with an ERGO Plus seat pad.



Ergonomic Joystick




Chair Swivel



Adjustable Seat Back



Digital Diagnostics Display



ERGO Seat Pad

Custom built comfort

The Platinum Curve is hand built in the UK, to the exact measurements of your staircase, with the carriage being fully adjustable to your size and body shape.

Twists, turns and corners are no problem for your Curve, as the rail is tailor made to your individual staircase. With the Platinum Curve, you get a smooth, safe, comfortable ride and the freedom of your house once more.

In addition, the Curve's compact design and floor-mounted rail means it takes up as little space as possible and does not affect your home's decor.

For curved staircases, there is no better option than the Platinum Curve.



Curve with ERGO
Space seat and
ERGO Plus pad.



CURVE

Reduce a whole staircase
down to five simple steps



1

Lower the arms and the seat pad, put the footplate down and your Curve stairlift is ready to use. The digital diagnostic screen will display 'Platinum' meaning you are ready to go.



2

Your Curve chair will be fully adjusted to your size and shape at installation, so all you need to do is strap yourself in, sit back, relax and enjoy the ride!




3

To operate your Platinum Curve stairlift, simply use the ergonomic joystick in the arm and lightly press in the direction you wish to travel.



4

At the top of the stairs, use the side-mounted swivel lever (or optional powered swivel), to turn the chair and safely step out onto the landing.



5

When not in use, your Curve stairlift can be folded and parked on the stairs, leaving clear access for other family members.

ERGO


The Platinum ERGO seat is one of the most advanced stairlift seats available. The ERGO is fully adjustable to the size and shape of the user and comes with a wealth of built-in features. The ERGO seat comes as standard on the Curve. Ask your distributor for more details.



Ergonomic Joystick
Total control at your fingertips.



Security Lock
Prevent unauthorised use of the lift.



ERGO Seat Pad
Short or tall, ERGO fits all.



Adjustable Seat Back
Allows for horizontal adjustment of the seat back. Combined with the multi-position seat pad, the ERGO offers multiple configuration options.



Digital Arm Display
Easy to read, real-time diagnostics.



Retractable Safety Belt
Additional safety when lift is in operation.



Lever Linked Footrest
Open and close with ease. Powered option also available.



Safety Edge
Senses obstructions and brings the chair to a stop.

Weight Limit
120kg
(19st)



ERGOSPACE



The compact ERGO Space seat is designed for narrow staircases, providing an extra 60mm of space compared to the standard ERGO seat. When used with the ERGO Plus seat pad, the Space seat reduces the area needed to operate by a further 25mm, a total saving of 85mm.

The Space seat's back rest is 80mm shorter than the standard ERGO seat and curves around the user. Users sit further back into the seat making the ride more comfortable.



Weight
Limit
120kg
(19st)



ERGOHD

The bariatric ERGO HD seat offers all the features of the standard ERGO but with an increased weight capacity of up to 160 kg (25 stone).

Bariatric chairs often sacrifice visual appeal for their ability to accommodate larger users but not the ERGO HD! Size, shape, seat height and aesthetics are identical to the standard model, with all increased load bearing mechanisms cleverly hidden inside the chassis.

Now everybody can enjoy ERGO comfort.



Weight
Limit
160kg
(25st)





CURVE

ERGO Colour Options



Available on ERGO & ERGO HD.



STAIRLIFT SALES TASMANIA
53 Sunderland Street
MOONAH TAS 7009
Tel: (03) 6272 2966
Email: hobart@walkonwheels.com.au



www.platinumstairlifts.com

UK Curve 10/2014
© 2014 Platinum Stairlifts Limited